


inserts:		page
CDD	24 poles + ⊕	49
CQE	10 poles + ⊕	66
CC	6 poles + ⊕	72
CN, CS	6 poles + ⊕	73
CCE	6 poles + ⊕	84
CNE, CSE	6 poles + ⊕	85
MIXO	2 modules	124÷137

insert centre distance:
44 x 27 mm

hoods with single stainless steel lever



hoods with single lever or two pegs

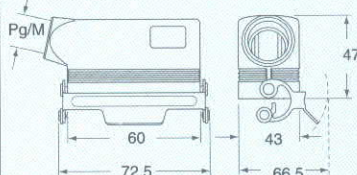


description	part No.	entry Pg	part No.	entry M	part No.	entry Pg	part No.	entry M
with lever, without gasket, side entry ¹⁾	CZO 06 LX16	16	MZO 06 LX20	20	CHO 06 LX16	16	MHO 06 LX20	20
with lever, without gasket, side entry ¹⁾			MZO 06 LX25	25			MHO 06 LX25	25
with lever, without gasket, top entry ¹⁾	CZV 06 LX16	16	MZV 06 LX20	20	CHV 06 LX16	16	MHV 06 LX20	20
with lever, without gasket, top entry ¹⁾			MZV 06 LX25	25			MHV 06 LX25	25
with lever, top entry	CZV 06 LG	16	MZV 06 LG25	25	CHV 06 LG	16	MHV 06 LG25	25
with lever, top entry, high construction	CZAV 06 LG21	21	MZAV 06 LG25	25	CAV 06 LG21	21	MAV 06 LG25	25
with lever, top entry, high construction	CZAV 06 LG29	29	MZAV 06 LG32	32	CAV 06 LG29	29	MAV 06 LG32	32
with lever, top entry, high construction, without adaptor			MZFV 06 LG25	25			MFV 06 LG25	25
with lever, top entry, high construction, without adaptor			MZFV 06 LG32	32			MFV 06 LG32	32
with pegs, side entry					CHO 06 L13	13.5	MHO 06 L20	20
with pegs, side entry					CHO 06 L16	16	MHO 06 L25	25
with pegs, side entry, high construction					CAO 06 L21	21	MAO 06 L25	25
with pegs, side entry, high construction					CAO 06 L29	29	MAO 06 L32	32
with pegs, side entry, high construction, without adaptor							MFO 06 L25	25
with pegs, side entry, high construction, without adaptor							MFO 06 L32	32
with pegs, top entry					CHV 06 L13	13.5	MHV 06 L20	20
with pegs, top entry					CHV 06 L16	16	MHV 06 L25	25
with pegs, top entry, high construction					CAV 06 L21	21	MAV 06 L25	25
with pegs, top entry, high construction					CAV 06 L29	29	MAV 06 L32	32
with pegs, top entry, high construction, without adaptor							MFV 06 L25	25
with pegs, top entry, high construction, without adaptor							MFV 06 L32	32

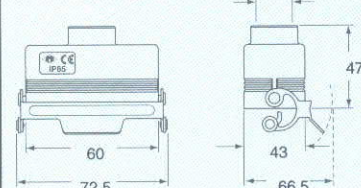
¹⁾ May be combined with housings: CHI 06 LCS/LCP/LC

dimensions in mm

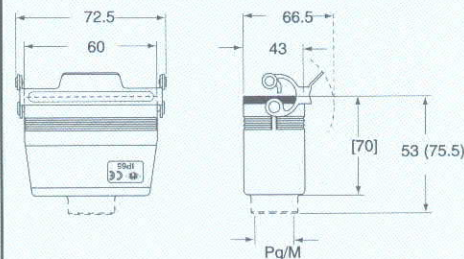
CZO LX and MZO LX



CZV LX and MZV LX

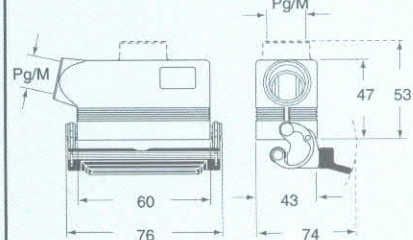


CZV LG (CZAV LG), MZV LG (MZAV LG) and [MZFV LG]

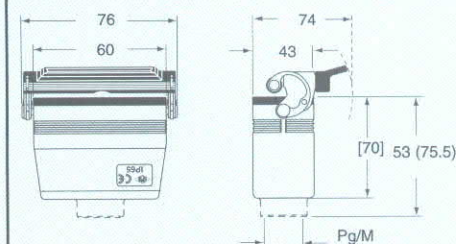


dimensions in mm

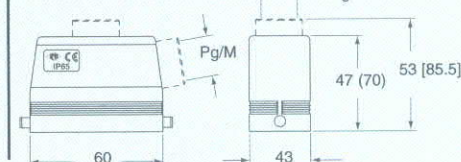
CHO LX - CHV LX and MHO LX - MHV LX



CHV LG (CAV LG), MHV LG (MAV LG) and [MFV LG]



CHO L (CAO L), MHO (MAO/MFO/MFV L) and MHV L [MAV L]



dimensions indicated are not binding
and may be changed without notice